

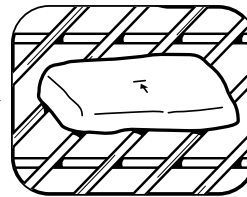
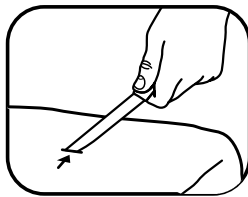
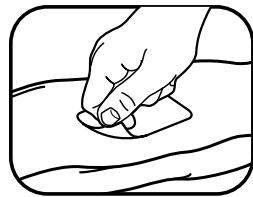



Tender Ribs Ready In One Hour!



COOKING INSTRUCTIONS:

1. Preheat oven to 400° F. No need to thaw ribs. Cooking time is the same fresh or frozen.
DO NOT USE MICROWAVE.
2. **Remove all labels from bag.**
3. Cut small opening where marked on top of bag.
4. **PLACE RIB BAG DIRECTLY ON CENTER RACK** of oven with vent opening facing up. On the **LOWEST**

OVEN RACK, PLACE A BAKING SHEET in case bag drips. **DO NOT PLACE RIB BAG DIRECTLY ON BAKING SHEET.**

5. Bake for one hour. During cooking, bag will balloon. Add five minutes to total cooking time for each additional rib bag.
6. Carefully remove bag from oven and let rest for 10 minutes before serving.

PRAIRIE FRESH PRIME™

A Taste Like No Other®

You're always satisfied...Call 1-877-286-3754
or visit www.PrairieFresh.com